


Custom Vented Box Design

By karsten, cad



Box Properties

--Description--

Name: 1x15 sub comparison

Type: Vented Box

Shape: Prism, square

Finish: black warnex

Veneer: 15mm birch ply

--Box Parameters--

Vb = 106,6 liters

V(total) = 112,2 liters

Fb = 46, Hz

F3 = 46,11 Hz

Fill = minimal

--Vents--

No. of Vents = 1

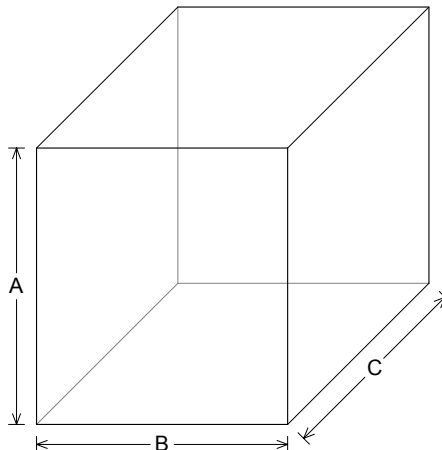
Vent shape = rectangle

Vent ends = one flush

Hv = 50, mm

Wv = 425, mm

Lv = 198, mm



--External Dimensions--

A = 550, mm

B = 500, mm

C = 530, mm

--Internal Dimensions--

A = 520, mm

B = 470, mm

C = 470, mm

--Wall Thickness--

Front = 45, mm

Side = 15, mm

Driver Properties

--Description--

Name: Ps15/300

Type: Standard one-way driver

Company: Volt Loudspeakers Ltd.

Frame: Black painted pressed steel

Voice Coil: 75 mm, copper

Terminals: 5 mm solder

Magnet: 8.1 kg

--Configuration--

No. of Drivers = 1

--Driver Parameters--

Fs = 30, Hz

Qms = 1,38

Vas = 239, liters

Xmax = 2, mm

Sd = 779, sq.cm

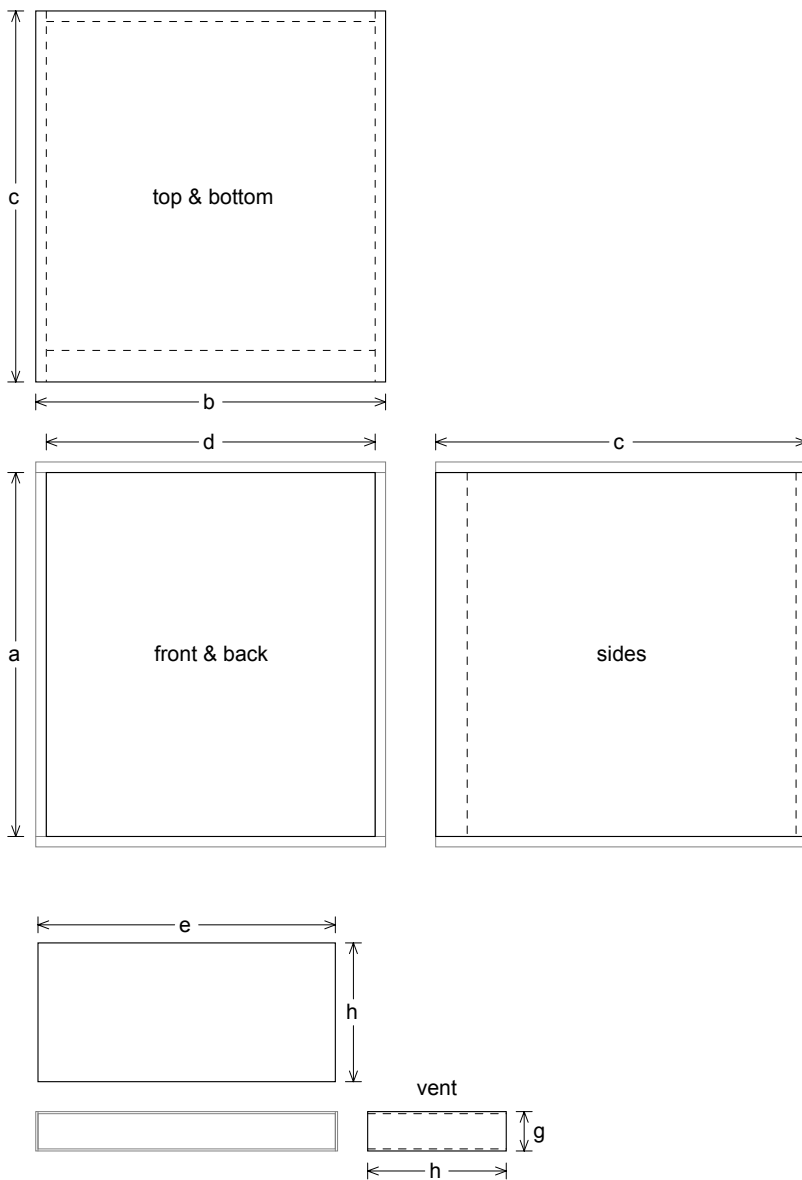
Qes = 0,27

Re = 6,7 ohms

Le = 0,8 mH

Z = 8, ohms

Pe = 300, watts



Box Parts

Box Shape: Square Prism

1 Top, 1 Bottom: depth (c) = 530, mm
width (b) = 500,, thickness = 15, mm

1 Front: height (a) = 520, mm
width (d) = 470,, thickness = 45, mm

1 Back: height (a) = 520, mm
width (d) = 470,, thickness = 15, mm

2 Sides: height (a) = 520, mm
depth (c) = 530,, thickness = 15, mm

--Driver Mounting--
Mounting: Flush

--Vent Parts--

1 Top, 1 Bottom:
width (e) = 425,, length (h) = 198, mm
thickness = 3,175 mm

2 Sides:
height (g) = 56,35, length (h) = 198, mm
thickness = 3,175 mm

