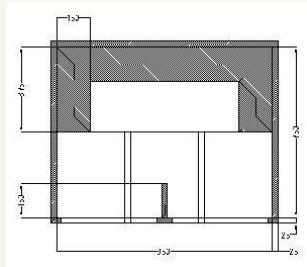
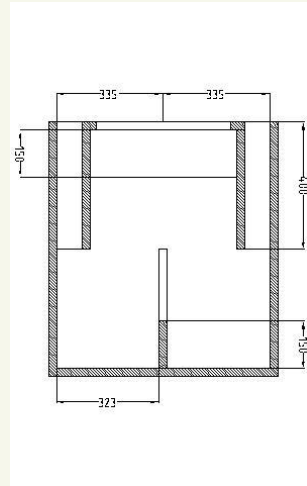
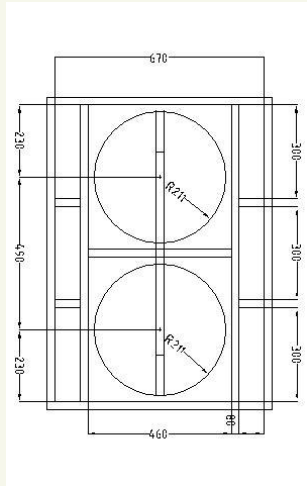




Sub 218



Specifications

LF Driver (1)	18PS100 18PZB100 18TBX100 18NW100
Cabinet Type	Bass Reflex
Box Volume	400 dm ³
Tuning Frequency	40 Hz
Nominal Impedance	4 ohm
LF Limit (2)	35 Hz
Nominal Power Handling	1400 W
Continuous Power Handling	2800 W
Sensitivity (1W/1m)	101 dB
Max. Peak SPL (3)	138 dB
Max. Long Term SPL	132 dB

¹Two woofers driven in parallel connection

²At -6 dB

³Assuming 6 dB crest factor signal

