


Custom Vented Box Design

By karsten, cad



Box Properties

--Description--

Name: 1x18 sub comparison

Type: Vented Box

Shape: Prism, square

--Box Parameters--

Vb = 172, liters

V(total) = 174,3 liters

Fb = 45, Hz

F3 = 48,85 Hz

Fill = minimal

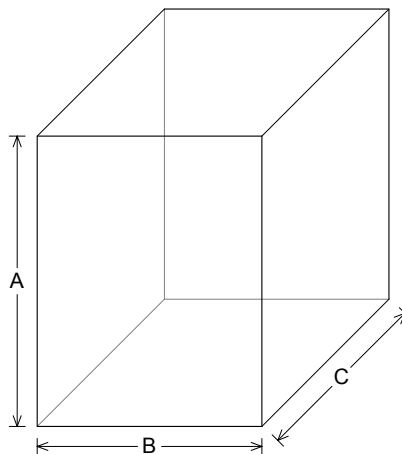
--Vents--

No. of Vents = 1

Vent shape = round

Vent ends = one flush

Dv = 100, mm



--External Dimensions--

A = 706, mm

B = 546, mm

C = 583, mm

--Internal Dimensions--

A = 670, mm

B = 510, mm

C = 510, mm

--Wall Thickness--

Front = 55, mm

Side = 18, mm

Driver Properties

--Description--

Name: E155-8

Type: Standard one-way driver

Company: JBL Professional Division

--Configuration--

No. of Drivers = 1

--Driver Parameters--

Fs = 30, Hz

Qms = 2,2

Vas = 424,8 liters

Xmax = 5,08 mm

Sd = 1140 sq.cm



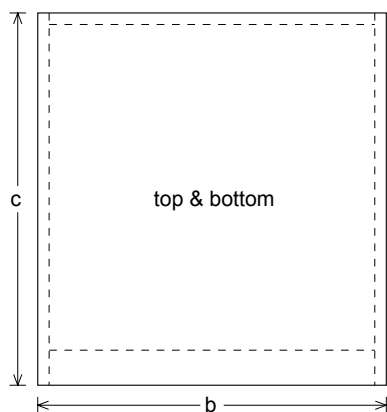
Qes = 0,22

Re = 6, ohms

Le = 1,4 mH

Z = 8, ohms

Pe = 300, watts



Box Parts

- Box Shape: Square Prism
- 1 Top, 1 Bottom: depth (c) = 583, mm
width (b) = 546,, thickness = 18, mm
- 1 Front: height (a) = 670, mm
width (d) = 510,, thickness = 55, mm
- 1 Back: height (a) = 670, mm
width (d) = 510,, thickness = 18, mm
- 2 Sides: height (a) = 670, mm
depth (c) = 583,, thickness = 18, mm

--Driver Mounting--
Mounting: Flush

